

Description : Gas Detection Control Unit for measurement of flammable and/or toxic gases as well as oxygen. Graphic display. 3 alarm levels per channel. 48 freely programmable relays. 16 analogue outputs

Features

Number of Transmitters : 1 to 16 (4-20 mA/RS 485)
 Signal Evaluation : Microcontroller with A/D-Converter (two units 8 transmitters each)
 Alarm / Fault / Indication: :

- 2 illuminated graphic displays (240 x 64) for indication of measured values, messages and alarms
- 48 (3 x 16) red LEDs for alarm indication
- LEDs for fault indication (yellow, channel: 16 x, control unit: 2 x), operation (16 x green) and maintenance mode (2 x yellow)

 Alarm Levels : 3 freely adjustable alarm levels per channel, latching function configurable
 Relays :

- 48 potential free change-over contacts 230 V / 5 A (total rated current: max. 10 A), freely configurable in alarm 1 to 3 and fault
- 2 potential free change-over contacts 230 V / 5 A for maintenance mode and fault of control unit

 Additional Features :

- RS 232/RS485-interface for communication to periphery (PC or PLC-system)
- Service function (maintenance mode)
- Horn reset
- Alarm reactivation
- 8 digital inputs, potential free
- 16 analogue outputs, 4-20 mA / 0-5 V / 0-10 V, potential free

 Operation Temperature : -10 °C to +40 °C

Mechanical Features

Dimensions : 800 mm x 660 mm x 395 mm (Height x Width x Depth)
 Installation : Wall mounted housing with door, foamed-in door sealing, 2 cam locks
 Material :

- steel, powder-coated in textured RAL 7032
- door assembly: polystyrene with frame seal


 Enclosure Rating : IP 54 (except ventilation openings at both sides of housing)
 Storage Temperature : -25 °C to +60 °C

Electrical Features

Power Supply : 24 V DC
 Power Consumption : Max. 5 A / 120 W
 Cable Gland :

- 3 x M32 x 1.5 (diameter of cable 15-21 mm)
- 3 x M20 x 1.5 (diameter of cable 7-13 mm)
- 24 x M16 x 1.5 (diameter of cable 5-10 mm)


Conformity

EC-Directives : CE  II (3)G
 94/9/EC (ATEX), 89/336/EEC (EMC), 73/23/EEC (LVD)
 Measuring Function : Designed according to

- EN 61779-1 to EN 61779-4
- EN 45544-1 to EN 45544-3
- EN 50104

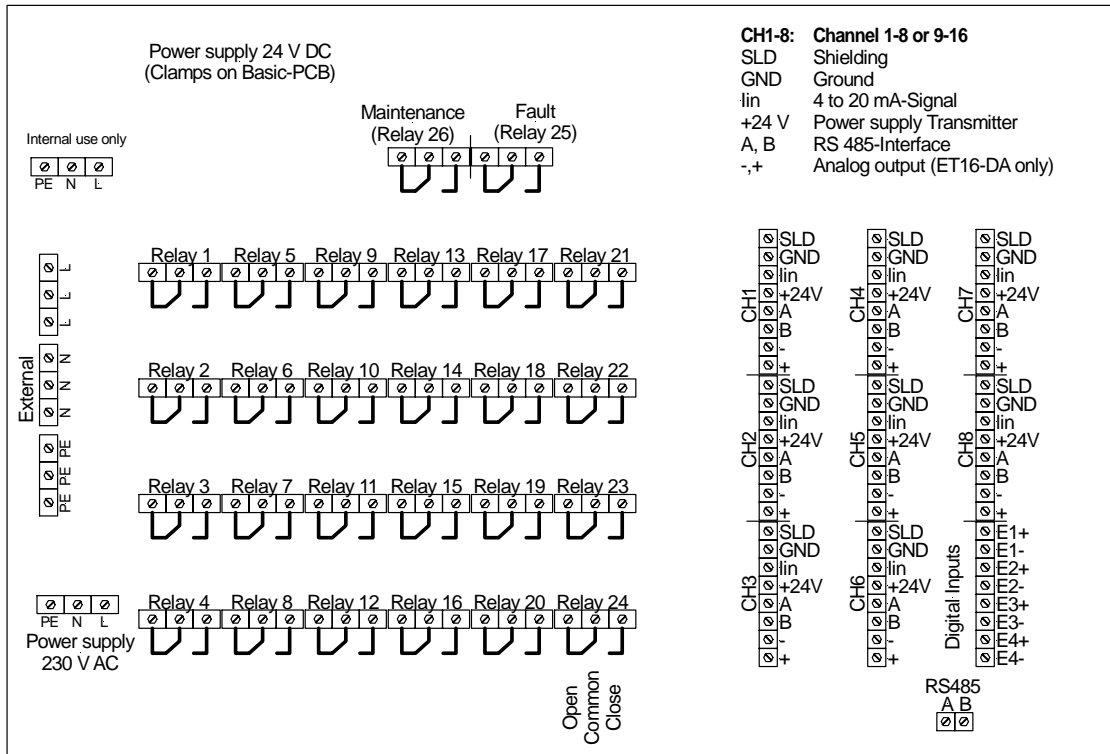
Gas Detection Control Unit ET-16DA
Wall mounted housing, 24 V DC
 Article-No.: 326001

Interior View



Connection scheme

Connection PCB I or II



This Data Sheet is at the same time a type specific supplement
 to the Instruction Manual *ExTox Gas Detection Control Unit Series ET-16D*.

(Subject to technical changes)