

Description : Gas Detection Control Unit for measurement of flammable and/or toxic gases as well as oxygen. Graphic display. 3 alarm levels per channel. 24 freely configurable relays. 8 analogue outputs

Features

- Number of Transmitters** : 1 to 8
- Signal Evaluation** : Microcontroller with A/D-Converter
- Alarm / Fault / Indication:** :
 - illuminated graphic display (240 x 64) for indication of measured values, messages and alarms
 - 24 (3 x 8) red alarm LED
 - 8 yellow fault LED (channel)
 - 8 green operation LED
 - 1 yellow fault LED (central unit)
 - 1 yellow LED for indication of service mode
- Alarm Levels** : 3 freely adjustable alarm levels per channel, latching function configurable
- Relays** : 24 freely configurable potential free change-over contacts 230 V / 5 A (total rated current: max. 10 A)
- Additional Features** :
 - Service function (service mode)
 - Horn reset
 - Alarm reactivation
 - 8 analogue outputs 4-20 mA / 0-5 V / 0-10 V
- Operation Temperature** : -10 °C to +40 °C


Mechanical Features

- Dimensions** : 234 mm x 300 mm x 160 mm (Height x Width x Depth)
- Installation** : Wall mounted housing
- Material** : Housing ABS
- Enclosure Rating** : IP 54
- Storage Temperature** : -25 °C to +60 °C

Electrical Features

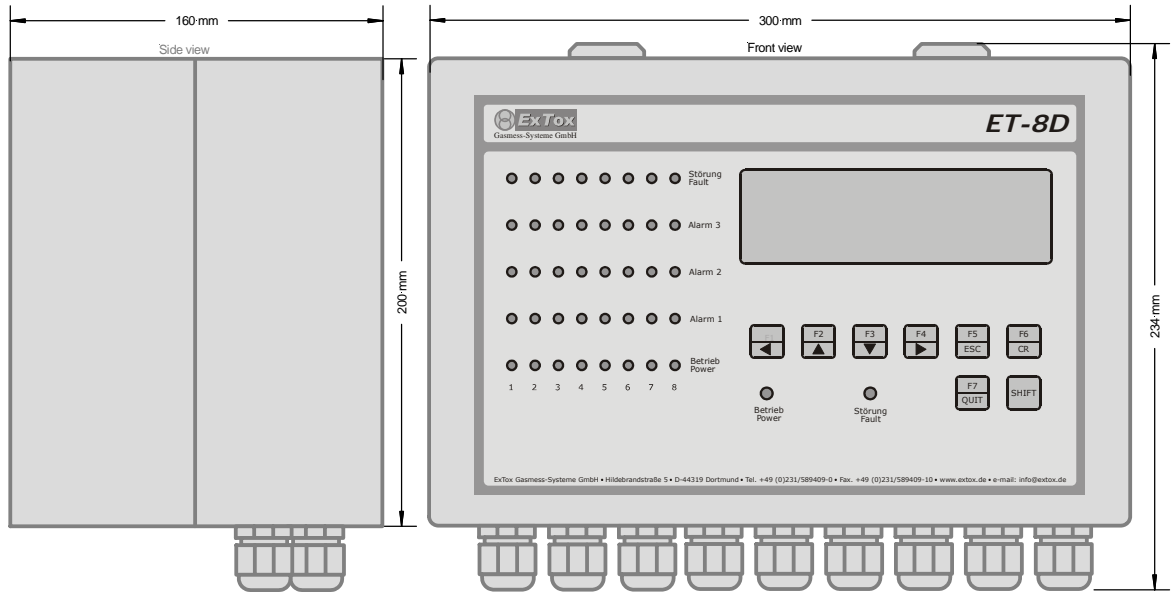
- Power Supply** : 230 V (85...264 V AC, 47...440 Hz or 120...340 V DC)
- Power Consumption** : Max. 0.2 A / 45 W
- Cable Gland** :
 - 1 x M20 x 1.5 (diameter of cable 7-13 mm)
 - 15 x M16 x 1.5 (diameter of cable 5-10 mm)

Conformity

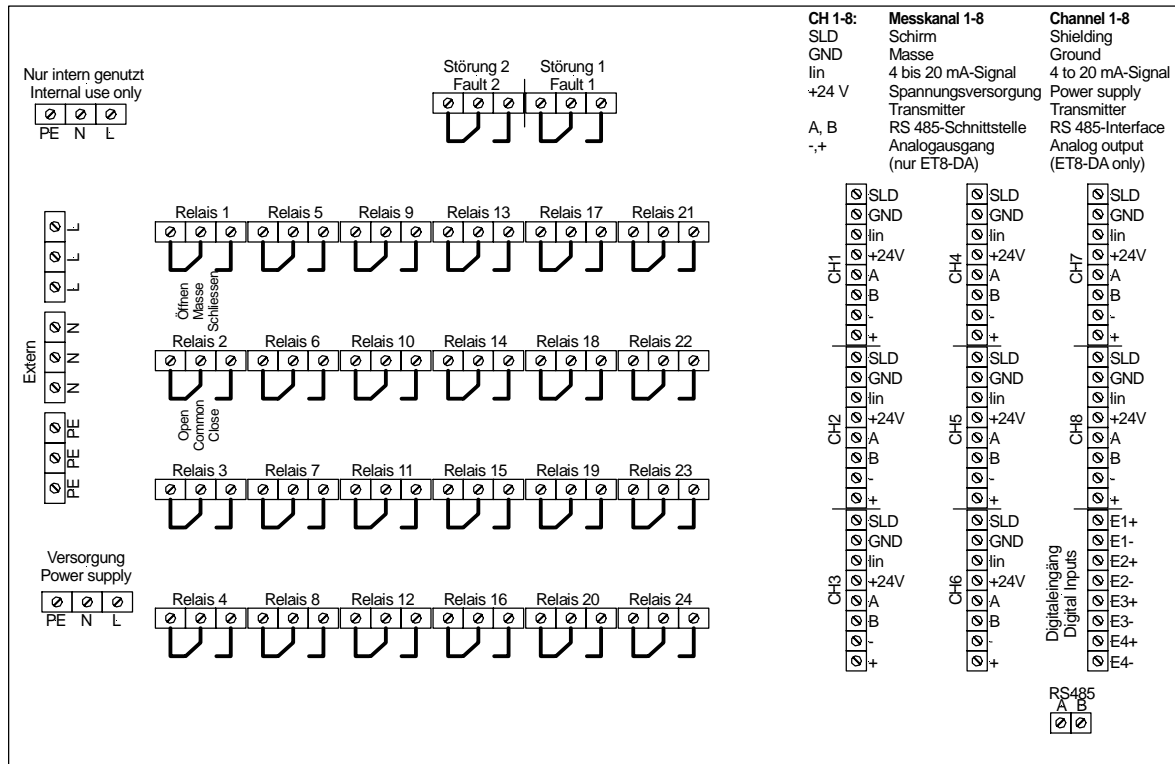
- EC-Directives** : CE  II (3)G
 94/9/EC (ATEX), 89/336/EEC (EMC), 73/23/EEC (LVD)
- Measuring Function** : Designed according to
 - EN 61779-1 to EN 61779-4
 - EN 45544-1 to EN 45544-3
 - EN 50104

Gas Detection Control Unit ET-8DA
in wall mounted housing, 230 V AC
 Article-No.: 322000

Drawing



Connection Scheme



(Subject to technical changes)